

## FALL FUNDRAISER 2021



Every fall, Father Leonard Van Tighem School does a fall fundraiser. This fall fundraiser is beneficial for our community. It supports school clubs, events, co-curricular programs, intramurals, Christmas activities, HAWKS incentive programs, field trips, and religious activities in our school. Like in past years, we ask for your support with a discount card fundraiser from September 2<sup>nd</sup> to September 17<sup>th</sup>, 2021. Our goal is to **sell 2000 cards**, so we only have one primary fundraiser for the school. If every child sells three or four cards, we will reach our goal.

Our fundraising campaign will look slightly different as we transition from selling an actual card to selling a virtual card via the **MoneyDolly App**. Although we will still be selling the actual card, we expect approximately **75%** of our sales to use the **MoneyDolly App**. Here is a video that explains the use of the App:



<https://www.youtube.com/watch?v=KMD7shl-2aw>

### Why are we fundraising?

To support programs, activities, and student equipment that we offer this year and possibly next year, including:

- Community-building events – June Swim Days 2021, Welcome Back BBQ 2022, Blast Off Run, Gr. 7 Orientation, and Christmas activities;
- Fieldtrips and outside presenters for;
- Incentive programs;
- Assist in purchasing items to support our Catholic identity;
- School clubs, intramurals, and co-curricular teams;
- Purchasing school furniture;
- Other activities and materials needed for the entire school population;

### What are we selling?

FLVT Discount Card:

- The card sells for **\$25**.
- The card offers hundreds of dollars in savings and can be used every day of the year;
- The school receives approximately a 50% profit margin;
- This year there is an option to purchase using the **MoneyDolly App** for **\$25**. The App benefits are: on your phone, no need for a card, potential to use in other cities, the purchasing is done within the App and a variety of app functions. Some functions include sharing via text and social media, connecting to other cards in other cities, and live App changes. Please install the **MoneyDolly App** on your device (see below for more instructions).

### Donation Option:

If you cannot participate in this fundraiser but would like to contribute, you can donate instead. For tax receipt purposes, the minimum donation is \$20. Cheques for donations need to be made out to **Holy Spirit Catholic Schools**.

### Process:

We will be using the pre-sell sheets as order forms to sell the cards (**except for App sales**). Please collect money and or cheques for the pre-sold cards and take orders. We will have cards to the school by **September 15<sup>th</sup>** to start handing out cards that have been sold. Money can be turned into the office daily for cards that have been sold, and we will start distributing cards by **September 15<sup>th</sup>**. Cards may be purchased through **School Cash Online**, and cards will be given out the day after online purchase. Cheques are to be made out to **FLVT School**. If families use the **MoneyDolly App**, there is no collection of funds by the school; the App collects all the funds. According to other campaigns, we expect **75%** of our sales to use the **MoneyDolly App**.



### Prizes:

- **Elementary Cards:** 10 cards = limo ride to Boston Pizza & 1 free card; Top Selling Class Pizza Party
- **JH Cards:** 10 cards = \$20 Gift Card & 1 free card; Top Selling Class Pizza Party
- **Daily Draws:** Every card sold gets you ONE entry to the daily draw.
  - **Thursday, September 2<sup>nd</sup>, Friday, September 3<sup>rd</sup> and Tuesday, September 7<sup>th</sup> – Two \$20 Gift Cards (Park Place Mall) Draws**
  - **Wednesday, September 8<sup>th</sup> – Thursday, September 16<sup>th</sup> – 1 - \$20 Gift Card (Park Place Mall) Draw**
  - **Every 500 cards sold = an additional \$50 daily draw Gift Card to Park Place Mall.**
- **Grand Prize Draw:** Every card sold gets you ONE entry for two grand prize draws of **\$50 Amazon Gift Cards**.

We appreciate your support of our fundraising efforts.




FLVT School Staff

## ***FLVT MoneyDolly Instructions – Fundraising Made Easier!***



### **1. Download the **MONEYDOLLY** app. (Available in Apple and Google Play Store)**

Open the App and follow prompts:

- Please enter your mobile number, enter the Verification Code (The App will text it to your phone)
  - Enter your name and email (Personal emails are best). We recommend using the name of the student and the parent's email.
    - The MoneyDolly App does not allow for multiple users. Therefore, if you have more than one student, we suggest downloading the App on different devices. For example, have one child on dad's phone, one child on mom's phone, another child on their device. We realized this is not ideal, but this is the solution presented by the company.
  - Tap allow notifications
- ### **2. Edit your profile (Remember that pictures of smiling faces are vital):**
- Tap the menu button (on the top left of the home screen)
  - Tap Edit profile  Change profile photo  Ensure Canada is your region. Update profile
- ### **3. Join a fundraiser:**
- At the bottom of your home screen, tap "Join a Fundraiser."
  - ENTER CODE:  and tap join (the dash is required) - Your child was given a paper copy of the code, if they do not have it please call the school.
  - Select your team from the drop-down list
  - Tap on "WALLET" at the bottom of your home screen to preview this year's card. You get one for free!
- ### **4. Selling has never been so easy:**
- Tap either "green button" on your fundraiser details page...
  - **CREATE AN ORDER:** This button creates your own personal QR code that can be used for (safe & socially distanced) face-to-face selling. It's at the bottom of your page. Have people open the camera on their phone, hold the camera over your QR code (no need to take a picture), and tap the link that appears on their screen. Your sales page is now on their phone. Then, tell them about your fundraiser as they look at it on their phone. Ask them if they would be willing to help. They can purchase as many as they like (using their credit or debit card on their phone). No entering their information. No collecting any cash or checks. They do it all on their phone.
  - **SHARE FUNDRAISER:** This button allows you to share your link through text, email, or social media. Text yourself a link. Please tap on the link that you texted yourself and check it out.
- ### **5. Your customers need to download the App to start using their card:**
- After purchasing their digital card, they can do this from the link sent to them (text & email).
- ### **6. Adding Helpers (Parents can help you reach your goal)**
- At the top area of your App, there is a link that says "HELPERS."
  - Send your parents a unique link, and they can help you sell.
  - They should click the link, download the App, and enter their information (phone number, name & email). They **DO NOT** have to enter a join code.
  - They will automatically be linked to your account and may start sharing the fundraiser on your behalf.
  - All of their sales will show up on your page.